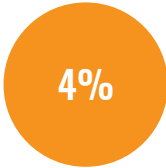


EXPL

Example LTD. Class A

Peer Group: Financials Mid-Cap

Average Share Volume: 241.4K | Market Cap \$1.4B | Primary Exchange: NASDAQ | \$25.11



ETF HEDGING

Intraday fractional volume estimate due to ETFs



FLOW TREND

Near-term flow directionality estimate



FUND STYLE EXPOSURE

37% of shares held are in 3 Dividends funds



NEW ETF OWNERS

No New ETF Holders Over Last 3 Months



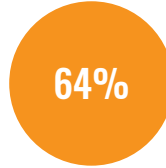
OWNERSHIP

Average peer group ownership of 6.5%



FUND COUNT

Compare with a peer group average of 36



SMART BETA

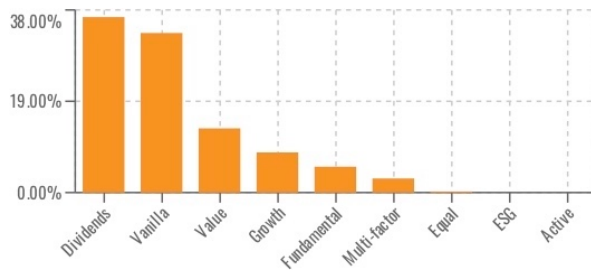
Fraction of ownership by smart-beta funds versus 64% for peers



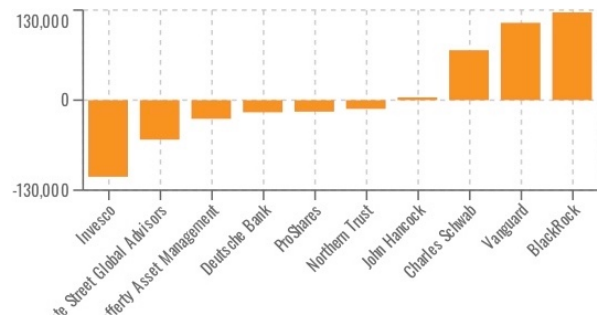
OWNERSHIP

Average peer group ownership of \$345.1M

Holdings Breakdown by ETF Strategy



Holdings Change by ETF Issuer – Trailing 3 Months



ETFLogic Tools Provided on Request



PASSIVE INVESTOR OUTREACH STRATEGY



PROXY VOTING INTELLIGENCE



INDEX REBALANCE IMPACT ANALYSIS

Custom Passive Intelligence - Voting and Rebalance Forecasting can be provided on request
 Learn more with our Investment Tools, Analytics & Quantitative Insights at www.ETFLogic.io

DISCLAIMER

The information presented in this report has been obtained from sources deemed to be reliable, but SigmaLogic Inc (“SigmaLogic”) makes no warranty, representation, or guarantee about the information included herein, or its accuracy, completeness, usefulness, timeliness, or reliability. SigmaLogic disclaims any and all warranties, express or implied (including the warranties of merchantability and fitness for a particular purpose). SigmaLogic provides this information on a strictly “AS IS” basis.

This report was produced by SigmaLogic for informational purposes only and nothing contained herein should be construed as an offer to buy or sell or as a solicitation of an offer to buy or sell any security or derivative instrument. This report is current only as of the date that it was published and the opinions, estimates, ratings and other information may change without notice or publication. Past performance is no guarantee of future results. Prior to making an investment or other financial decision, please consult with your financial, legal and tax advisors. In no event shall SigmaLogic be liable for any direct, indirect, special, or consequential damages, however caused and under any theory of liability, arising out of any party’s use of this report, including, without limitation, securities trading losses.

SigmaLogic is not a broker-dealer and does not buy, sell, maintain a position, or make a market in any security referred to herein.

One of the principal tenets for us at SigmaLogic is that the best person to handle your finances is you. By your use of our services or by reading any of our reports, you’re agreeing that you bear responsibility for your own investment research and investment decisions. You also agree that SigmaLogic, its directors, its employees, and its agents are not liable for any investment decision made, or action or inaction taken, by you or by others, based on news, information, opinion, or any other material generated by us and/or published through our services. For a complete copy of our disclaimer, please visit our website www.etflogic.io.